

NATIONAL INVITATIONAL DRILL MEET STANDARD OPERATING PROCEDURES

15 April 2023

This SOP is dedicated to all graduates and cadets of the USAFA Cadet Honor Guard, whose hard work and devotion have made this team all that it is. Their spirit continues to inspire us all. And to Scott J. Geissman, your memory will live on, always...



Table of Contents

LETTER OF INVITATION	4
PURPOSE OF SOP	5
APPLICABLE SERVICE MANUALS	5
EVENTS	5
TRAVEL/LODGING ARRANGEMENTS	6
Transportation.....	6
Billeting	6
RESPONSIBILITIES/DUTIES	7
PENALTIES	8
THE COMPETITION	9
General:.....	9
Categories of Competition:.....	10
Trophies	10
Weapons	11
Safety	11
JUDGING.....	12
SWEEPSTAKES	14
Outstanding Commander Award:	15
INSPECTION.....	16
REGULATION DRILL	19
EXHIBITION DRILL	21
COLOR GUARD.....	23
INDIVIDUAL EXHIBITION DRILL.....	26
DUAL/SPECIAL EXHIBITION DRILL	28
REGULATION DRILL DOWN	31
AWARDS CEREMONY.....	32

Appendix 1:	Map of the Cadet Area.....	33
Appendix 2:	Individual Price List	34
Appendix 3:	Tentative Map of Drill Fields	35
Appendix 4:	COLOR GUARD DRILL SEQUENCE.....	36
Appendix 5:	TEAMS WITHOUT ARMS-REGULATION DRILL SEQUENCE	37
Appendix 6:	TEAMS WITH ARMS-REGULATION DRILL SEQUENCE	38
Appendix 7:	TENTATIVE SCHEDULE OF CALLS	39
Appendix 8:	Map of Colorado Springs Area.....	40
Appendix 9:	Map of USAF Academy	41
Appendix 10:	Local Hotels.....	42
Appendix 11:	Vehicle Rental Agencies:	44

LETTER OF INVITATION

The United States Air Force Academy Cadet Honor Guard is pleased to invite you to the 46th Annual United States Air Force Academy National Invitational Drill Meet (NIDM). This year's drill meet will be held on 15 April 2023. We expect to have teams from around the nation participating, including teams from various high schools, colleges, and service academies. With this number and caliber of teams, I am confident that you will find NIDM a challenging and rewarding experience.

You will find the Academy located on 18,000 acres of land 10 miles north of Colorado Springs and at an altitude of 7,258 feet above sea level (far, far above that of West Point or Annapolis). Teams should prepare for the higher altitude by drinking plenty of water. The weather might be cold, snowy, rainy, or very windy even at this time of year, so please plan accordingly.

This year's NIDM will be held in the Holaday Athletic Center. There are seven events at this year's meet. The four primary events are Inspection, Regulation Drill, Exhibition Drill, and Color Guard. In addition, there are three secondary events: Dual Exhibition, Special Exhibition Drill, and Individual Exhibition Drill.

The registration deadline for this year's meet will be on 1 April 2023. When mailing in your registration packets please send them to:

C2C Nathan Uhl
Attn: USAFA CHG NIDM
P.O. Box 4615
USAF Academy, CO 80841

We look forward to welcoming you to this year's drill meet. If you have any questions about the meet please e-mail our Cadet in Charge, Nathan Uhl, at c24nathan.uhl@afacademy.af.edu.



PURPOSE OF SOP

The purpose of this SOP is to standardize the rules for the United States Air Force Academy National Invitational Drill Meet (USAFA NIDM). The information and procedures in this SOP take precedence over all previous Drill Meet literature and supersedes all previous USAFA NIDM SOP.

APPLICABLE SERVICE MANUALS

The following drill manuals will be used during the competition:

- 1) Army: TC 3-21.5 (May 2021)
- 2) Navy and Marine Corps: MCO 5060.20 (May 2019)
- 3) Air Force: AF Drill and Ceremonies Manual: DAFPAM 34-1203 (September 2022)

EVENTS

Primary Events:

- 1) Inspection (Armed and Unarmed)
- 2) Regulation Drill (Armed and Unarmed)
- 3) Exhibition Drill (Armed and Unarmed)
- 4) Color Guard (Armed and Unarmed)

Secondary Events:

- 1) Special Exhibition Drill (Armed and Unarmed)
- 2) Dual Exhibition (Armed and Unarmed)
- 3) Individual Exhibition Drill (Armed)

Additional Competition Events:

- 1) Sweepstakes (Armed and Unarmed)
- 2) Outstanding Commander (Armed and Unarmed)
- 3) Regulation Drill Down

TRAVEL/LODGING ARRANGEMENTS

1. Teams requesting tours and checking in for registration should not arrive earlier than 1200 on 14 April 2023. Escorts for prearranged tours will be arranged prior to the drill meet to accommodate the visiting teams.
2. All teams should sign in at the Air Force Academy Arnold Hall (see Appendix 1) **NO LATER THAN** 1900, Friday 14 April 2023. Please let us know prior to 20 February if you will arrive later than 1900 hours so accommodations can be made.
 - a. Commander's Call will be from 0800-0830 on the day of the competition. The location will be at the Head Judge table. Unit commanders will be given updated information about the meet. Each team will be held responsible for any changes made at the Commander's Call. **The Commander's Call is limited to two people per competing unit including the cadet team commander and the team's head chaperone.** The purpose of the Commander's Call is to answer questions about the meet in general. Changes to the rules listed in the SOP will not be considered at the Commander's Call. If there is a conflict with rules teams may call to discuss this and under certain circumstances, we may consider changes. **If a change to the rules or clarification is needed, it should be requested no later than (NLT) 4 weeks prior to the competition.**

Transportation:

1. Personal transportation will be the responsibility of each team.
2. Since USAFA will not provide personal transportation, we recommend that the team advisers rent a car for the weekend of the drill meet. A list of rental car agencies can be found in Appendix 11.

Billeting:

1. Billeting accommodations will be the responsibility of each team.
2. Members of the performing teams and support personnel will tentatively have the option of staying at the Academy, however, this option is only available for college ROTC competitors. Many hotels near the Academy will be able to accommodate competing teams (see Appendix 10).
3. Officers (active, retired, and reserve) and enlisted members may stay at the VOQ/VAQ if space is available or downtown. Due to the information required by billeting, VOQ/VAQ reservations must be made individually with the billeting office. It is suggested that these reservations be made at least one month in advance.

RESPONSIBILITIES/DUTIES

1. Teams are required to follow Academy regulations and all rules in this SOP. The entire team will be held responsible for the actions of any of its team members. All team members should be briefed on this SOP.
2. Team members are not authorized in the following areas unless escorted by an official USAFA cadet escort (See Appendix 1):

Fairchild Hall	Aeronautics Lab	Cadet Gym	Vandenberg Hall
Terrazzo	Mitchell Hall	Harmon Hall	Sijan Hall

3. No alcoholic beverages may be possessed or consumed by team members in the areas listed above. Alcohol is prohibited on the Academy reservation, except at the sports bar in Arnold Hall. Security Forces will deal with any alcohol-related violations.
4. It is essential that each drill team member always has his/her own picture identification for the duration of their stay for security purposes. Anyone without identification may experience difficulties traveling to and staying at the competition.
5. Due to the military standards and visibility of the United States Air Force Academy, we require that all drill team members and their advisers be in professional, team/school-orientated uniforms or clothing for the duration of NIDM. All competitors **MUST** wear a military-style uniform while competing and at meals served by Mitchell Hall. Advisers **MUST** wear professional clothing (civilian or military) while on the Holaday Athletic Center floor (Drill Pad areas), on tours of the Cadet Area, and at meals served by Mitchell Hall. Examples of professional clothing include, but are not limited to military uniforms, school polo shirts/khakis, and business suits.
6. Drill area sizes are given in Appendix 3. Directions for entering the different fields and the placement of head judges are also given in Appendix 3. Violations of the field area will result in a point deduction, so it is recommended that you read over this appendix thoroughly.
7. The competition will be held inside the Holaday Athletic Center. This surface is artificial turf

PENALTIES

1. Any act which is in violation of this SOP's regulations, or the Responsibilities/Duties section will be punished by a loss of points and/or disqualification from the competition as decided by the NIDM CIC.
2. Teams not at the prescribed area of competition at the time they are scheduled to compete will be subject to point deductions. After ten minutes, the team will be disqualified from that event. This is **only applicable if the team was at fault for the delay**.
3. Point penalties will be assessed for: boundary violations, time violations, procedural violations, added/omitted/Out-of-Sequence commands in Regulation/Color Guard, weapon drops, and uniform item drops.
4. Disqualification in an event will result if a team competes with fewer people than the minimum required for that event unless a waiver is granted by the Drill Meet CIC due to injury or other previous agreement.
5. All other point deductions are discussed in the event descriptions.

THE COMPETITION

General:

1. Military Service Academies/Reserve Officer Training Corps, Junior Reserve Officer Training Corps, and Civil Air Patrol will all compete against each other in all events.
2. The Sweepstakes competition will determine the best overall team competing in the Armed and Unarmed categories. **Both** collegiate level and high school level will compete against each other in the Sweepstakes competition. Teams must compete in all four of the primary events in each category to be eligible. 40% of the score for sweepstakes will be from Regulation, 30% from Exhibition, 20% from Inspection, and 10% from Color Guard.
3. Teams not competing for the Sweepstakes award may enter any combination of events. Additionally, individuals not attached to a specific program may enter solo and special exhibition events.
4. If a last-minute injury or accident occurs and a team is unable to field the minimum size required, the Drill Meet CIC may authorize that team to march with a missing person. Any other team with less than the minimum number will be disqualified from that event unless previously waived.
5. **Different commanders and marchers MAY be utilized in any category and event, and still be eligible for Sweepstakes.**
6. Commanders should ensure they are loud enough to be heard by their team. All spectators should practice noise discipline at all times to avoid impairing other competitors. If a serious infraction of noise discipline occurs, the NIDM CIC will have the authority to penalize the teams responsible and allow second attempts by the teams affected.
7. Team/Flight Sgt, Guides, and/or Guidon Bearers are optional. For Regulation Drill and Inspection, these members must be incorporated into the team according to the proper drill manual if utilized. These members are considered part of the team for meeting the minimum number of marching members, grading by the judges, boundary violations, and timing.
8. The order of competition will be determined by the Cadet Honor Guard NLT two weeks prior to the competition and will be sent out to each participating team. Teams may request general drill times if it is to facilitate long-distance travel or any other hardship. Requests for times must be made to the Drill Meet CIC NLT three weeks prior to the competition.
9. The NIDM CIC will have the official time schedule with all updated times at the Commander's Call on the day of the competition. Each team will be responsible for knowing their competition times. Schedules will also be handed out at the Commander's Call.
10. Disclaimer: This document maintains copyrighted materials in use for the National High School Drill Team Championships. Permission has been granted for this use by NHS DTC Event Manager, Sports Network International For event details, training materials, or other drill information, please contact SNI Competition Director Justin Gates at 800-327-9311 / drill@thenationals.net / <http://drill.thenationals.net>.

Categories of Competition:

1. Teams With Arms (M-1, M1903, M-14, or equivalent). This includes teams drilling with mock weapons.
2. Teams Without Arms

Trophies:

- 1) Sweepstakes Trophy - Teams With Arms (**Traveling trophy**). This trophy is approximately 24"x44" and consists of a walnut frame with a chromed M-1 rifle and nameplates on a blue velvet background. It is furnished by the Academy Association of Graduates. (SHIPPING CASE PROVIDED)
- 2) Sweepstakes Trophy - Teams Without Arms, (**Traveling trophy**). This trophy is approximately 40" tall with a 14" square walnut base. It is sponsored by the Academy Association of Graduates. (SHIPPING CASE PROVIDED)

Individual Trophy/Medal Breakdown for each Category:

- 1st, 2nd, and 3rd place Inspection (Armed and Unarmed)
- 1st, 2nd, and 3rd place Regulation (Armed and Unarmed)
 - 1st place Outstanding Commander (Armed and Unarmed)
- 1st, 2nd, and 3rd place Exhibition (Armed and Unarmed)
- 1st, 2nd, and 3rd place Color Guard (Armed and Unarmed)
- 1st, 2nd, and 3rd place Special Exhibition (Armed and Unarmed)
- 1st, 2nd, and 3rd place Dual Exhibition (Armed and Unarmed)
- 1st, 2nd, and 3rd place Individual Exhibition Drill (Armed)
- 1st, 2nd, and 3rd place Regulation Drill Down

Weapons:

1. Weapons to be used in the Team with Arms competition will be rifles comparable in size and weight to the M-1, M-14, or Springfield M1903.
2. No penalty points will be assessed for demilitarized weapons. If the bolts are inoperable, the team will execute a modified "Inspection Arms." The command of recovery will be either "PORT ARMS" or "READY, PORT ARMS" before proceeding. This procedure will be followed during both Inspection and Regulation Drill.
3. The commander may use a saber, sword, or rifle. The use of a saber, sword, or rifle by the commander adds the responsibility of using the item correctly in accordance with the proper drill manual. Any failure to use one of these items correctly will result in a point deduction. If the commander carries a saber or sword, the use of a scabbard and any associated equipment is required.

Safety:

1. Weapons used by teams will be under the control of the team commanders. Any compromise of security will result in disqualification from **all** competition phases of the drill meet.
2. In case a weapon or prop breaks during any exhibition event, a designated person may bring a replacement onto the drill area and exchange it. However, there cannot be any delay in the flow of the drill, and the timekeepers will not stop the clocks.
3. Fixed bayonets as a special effect during the competition must be approved by NIDM staff on the day of the competition.
4. **Neither blank nor live ammunition will be used.** The use of ammunition or other pyrotechnic devices will result in disqualification of the unit from all events.

JUDGING

General:

1. All judges will be officers or noncommissioned officers of the United States Armed Forces or members of the USAFA Cadet Honor Guard.
2. The number of judges for each event is as follows:
 - a. Inspection
-4 judges (1 Head Judge, 3 Inspection Judges)
 - b. Regulation Drill
-3 judges (1 Head Judge, 2 Field Judge)
 - c. Exhibition Drill
-3 judges (1 Head Judge, 2 Field Judge)
 - d. Individual Exhibition Drill
-3 judges (1 Head Judge, 2 Field Judge)
 - e. Dual/Special Exhibition Drill
-2-3 judges (1 Head Judge, 1-2 Field Judge)
 - f. Color Guard
-3 judges (1 Head Judge, 2 Field Judge)
 - g. Drill Down
-All available judges (1 Head Judge, Minimum 8 Field Judge)
3. Head judges, inspecting judges, and the NIDM CIC are authorized to deduct points for uniform discrepancies.
4. Official time and scorekeepers will be members of the USAFA Cadet Honor Guard.
5. A specific judging criterion is located in each event description.
6. **The decisions of the Head Judges are final.**

Ties:

1. A tie is defined as two or more teams ending with the same point values in any particular event, up to, and including the second decimal place. (E.g., 123.45)
2. Single-Event Ties will be settled first
3. Sweepstakes Ties will be settled second
4. Outstanding Commander Ties will be settled last

Protest Procedures:

In the event of a protest, all available instructors at the time of the protest will discuss the protest together with the judge and NIDM staff. All protests will be handled professionally and appropriately.

Noise:

Teams on the drill pad will remain quiet until they have exited the drill area, unless otherwise vital to drill execution. Supporters are allowed to cheer as loud as they want, and it is the duty of the commander to project his/her voice so that his/her team can hear the commands.

SWEEPSTAKES

General:

1. A team must compete in the following events to be eligible for the Sweepstakes Award: Inspection, Team Regulation Drill, Team Exhibition Drill, and Color Guard.
2. The winners of the Sweepstakes Award will be determined by the weighted totals from Inspection, Team Regulation Drill, Team Exhibition Drill, and Color Guard. All collegiate and high school teams are eligible for the Sweepstakes award.
3. All secondary and additional events will not be included in the Sweepstakes Award total.
4. Teams that do not compete in all four primary events, or those that are disqualified from any of these four events, will not be eligible for the Sweepstakes award.
5. Minimum marching team size is 9 members plus a commander. The judges will consider the commander as well as the other team members in determining violations of time limits and boundaries.
6. All competing teams must have a commander to be eligible for the Sweepstakes award. The commander will be able to affect the beginning time, ending time, and boundary violations.
7. There is no limit on the number of teams a school can enter into each of the Sweepstakes competitions (Armed and Unarmed). Each team will compete individually for the Sweepstakes award. However, due to scheduling constraints, USAFA NIDM Staff reserves the right to limit schools to 2 teams per Sweepstakes competition, in order to accommodate more diverse competition. Units will be notified NLT 4 weeks prior if they are affected.

Sweepstakes Agreement:

Participation in the National Invitational Drill Meet means compliance with the following terms in regard to the Sweepstakes competition:

1. If a school wins a Sweepstakes trophy, that school is responsible for ensuring that trophy returns IN TIME for the next NIDM. This can be done either by:
 - a. Bringing the trophy with the team for the next competition
 - b. Shipping the trophy
 - c. Any other way specified by NIDM staff in order to meet NIDM needs
2. Any damage done to a Sweepstakes trophy while in the school's care, to include while shipping, will be taken care of at the expense of that school. NIDM staff MUST be notified of damage done BEFORE any action is taken. Schools are not to make any adjustments or alterations to the trophies.

Outstanding Commander Award:

1. The Outstanding Commander Award is awarded to the best commanders in both the Team With Arms and Team Without Arms categories.
2. The commander is eligible for this award if and only if the team competes in all four events of the Sweepstakes competition. The outstanding commander only must command the regulation drill phase, however, the tie breaker for this category will be determined by the performance of the inspection commander.
3. Judging criteria will be explained in the following event descriptions.

INSPECTION

General:

1. Inspection will be held in the designated inspection area and will last for approximately 10 minutes.
2. Teams will be inspected with the same weapons or props that they will use for all four primary events in order to be eligible for the Sweepstakes competition.
3. All teams must enter the drill field as prescribed in Appendix 3. To allow fairness to all teams, **spectators will not be allowed in the inspection area.**
4. All team members **must wear a name tag, rank, and any ribbons earned.** Cadets not wearing anything on their uniform will **receive 2 demerits** during inspection. Cadets may take them off in between inspection and regulation if it disrupts their drill. Marine Corp JROTC units are not required to wear nametags.
5. The team commander will report to the event judging table 5 minutes prior to the scheduled performance time to inform the head judge his/her team is ready to perform, and to receive any instruction. After reporting in to the head judge, the commander will return to their team. The commander will form the team up just outside the inspection area and await the prescribed time to enter the pad (Head Judge Instructions on when to enter supersede previously scheduled times.) At the assigned time, the team commander will march the formation onto the pad. The formation will be centered on the commander. The commander will halt the formation centered on the head judge. The commander will be centered and six paces from the head judge. The commander will then prepare his/her team for inspection according to the proper drill manual. After the team is formed and aligned, the commander will center him/herself on the head judge, salute, and formally report in using the following format:

“Sir/Ma’am, ‘team name’ is prepared for the inspection phase of competition.”

Any variation from the reporting procedures to include (but not limited to) incorrect (non-verbatim) reporting statements, misalignment of the formation, or tardiness will result in point deductions.

6. When the head judge has returned the salute, the commander will drop their own and the inspection will begin. The head judge will first inspect the team commander. Once that has been completed the head judge will inspect the first rank while the other field judges will inspect subsequent ranks. The commander will NOT follow the head judge during the inspection unless told otherwise by the head judge.
7. If a member of the drill team is armed, as soon as the judge arrives in front of each individual member, that member will independently execute an “inspection arms” or modified inspection arms if the weapon’s bolt is demilitarized and will not open. As soon as the judge moves on from inspecting that individual, they will immediately, return to the position of “order arms.”
8. The commander will re-form the team at the end of the inspection according to the proper drill manual and then a formal report-out is required as follows: the commander will center his/herself on the head judge in front of the team, salute, and say the following:

“Sir/Ma’am, ‘team name’ has completed the inspection phase of competition and requests permission to exit the inspection pad.”

After the head judge has returned the salute, the commander will drop their own and march the team off the inspection pad using the proper drill manual. Any variation from these reporting procedures to include (but not limited to) incorrect (non-verbatim) reporting statement, misalignment of the formation, or tardiness will result in point deductions.

9. Inspection Teams of nine or more members (plus commander) may be entered from each unit in each With and Without Arms categories. There is no maximum team size for this phase.
 - The entire team does not need to be inspected in order to compete in the drill competition, however, during the duration of the competition judges will be deducting points from a team’s overall score if extreme uniform infractions are observed.

Area of Drill:

1. The field for Inspection will be 36x36 feet. The boundaries will be visibly marked. Point deductions will be assessed for any boundary violations. A boundary violation is defined as any team member stepping on or over the pad boundaries.

2. The team will wait outside of the boundaries prior to the inspection as indicated in Appendix 3.

3. The team will be moved entirely off of the field after the head judge dismisses the team.

Judging:

1. The head judge will evaluate the commander as well as the team as a whole. There will be an inspecting judge for each rank. Inspecting judges are not authorized to touch team members. However, the judges are authorized to take and inspect weapons.

2. The team will be judged from the time the team marches onto the field until the team is completely off the field.

3. Questions asked by the judges will cover (but are not limited to) uniforms, drill, pertinent weapon information, national leadership with an emphasis on the chain of command, current events, military knowledge, and information about each team's respective school. The purpose of the questioning is to evaluate awareness and military bearing of the individual team members. Answers should be given in a military manner representative of each team's particular service. "Sounding off" is highly suggested; however, this does not equate to disrespectful screaming.

4. Judging criteria will also include, but are not limited to, the condition of the weapons used (i.e. free of rust/corrosion, clean slings, and polished wood), the condition and appearance of each uniform (i.e. shined chrome/brass, ironed shirts and pants, shined shoes, and serviceability of overall uniform), personal appearance (to include haircut and shave).

REGULATION DRILL

General:

1. Regulation Drill will be performed on the Regulation Drill Field.
2. Each team will execute the sequence of movements specified in Appendix 5 or Appendix 6 for their category. These are the only movements allowed. Teams must use the equivalent commands specified in their respective manuals. There will be 10 penalty points assessed for each movement added, omitted, or out of sequence. Skipping a command will not result in the rest of the sequence being void. For example, if a commander misses a sequence of “dress right, dress” and “ready, front” but then continues on correctly, only 20 points will be deducted.
3. The team commander may not use notes or receive coaching while his/her team is on the field, to include cadence called from off of the field. Any team found in violation will be disqualified from Regulation Drill.
4. All teams must enter the drill field from the head judge's right as prescribed in Appendix 3.
5. The team commander will halt the team just outside the drill pad and will walk up to the event judging table to inform the head judge his/her team is ready to perform, and to receive any instruction. After reporting to the head judge area, the commander will return to their team. Head judge instructions on when to enter the drill pad supersede previously scheduled times. At the assigned time, the team commander will march the formation onto the pad. The formation will be centered on the commander. The commander will halt the formation centered and five paces from the head judge. The commander will present arms and report in using the following reporting statement:

“Sir/Ma’am, ‘team name’ is prepared for the regulation phase of competition.”

After the head judge returns the salute, the commander will execute an “order arms”, about face, and proceed with the regulation drill card. To report out the commander will halt the formation, centered and five paces from the head judge, execute a present arms and say the following:

“Sir/Ma’am, ‘team name’ has completed the regulation phase of competition and requests permission to exit the drill pad.”

Any variation from the reporting procedures to include (but not limited to) incorrect (non-verbatim) reporting statement, misalignment of the formation, or tardiness will result in point deductions.

6. Regulation Drill Teams (9 - 16 members plus a commander) may be entered from each unit in both With and Without Arms categories. There is a maximum team size of 16 members due to boundary restrictions and the Regulation Drill sequence.

Timing:

1. Team With Arms: 5 to 10 minutes.
2. Team Without Arms: 5 to 10 minutes.
3. Penalties will be assessed for failure to meet specified time requirements.
4. The timing will begin when the first team member crosses the Regulation Drill boundary line.
5. Timing will end when the last member of the team crosses the Regulation Drill boundary line.

Area of Drill:

1. The field for Regulation Drill will be 110x110 feet. The boundaries will be visibly marked. Point deductions will be assessed for any boundary violations. A boundary violation is defined as: any team member stepping on or over the pad boundaries.
2. The commands given before and including the first "COLUMN LEFT" will be given off of the field. These commands are judged.

Judging:

1. Judging will be done by three judges. One judge will be designated as the head judge and will be in the front at drill center. One timekeeper will keep time and act as an aid to the head judge. Two judges will be stationed along the boundaries and will circulate about the field to ensure a clear view of the team.
2. The judges will consider overall military bearing, precision of movements, dress, cover, intervals, and hesitation/anticipation of commands.
3. The commander will be judged on discipline, report-in/out, distinctness of commands, correct position relative to the team, control of the team and precision of movements.
4. Penalties will be assessed for dropped weapons and uniform articles.

EXHIBITION DRILL

General:

1. Exhibition Drill will be performed on the Exhibition Drill Field.
2. This event will be limited only by the ingenuity of the participating teams.
3. The team commander may not use notes or receive coaching while his/her team is on the field, to include cadence called from off of the field. Any team found in violation will be disqualified from this event.
4. Teams are permitted to enter the field from any direction they choose; however, they must be facing the head judge when they report-in/out. Should the team choose to enter the drill pad from a location which requires the team to stand inside another drill pad, the team commander must request permission from the head judge of the affected drill pad to temporarily use the space. In this scenario, the team's position cannot conflict with operations of the affected drill pad.
5. The team commander will bring the team onto the Exhibition Drill Field when signaled by the head judge.
6. Lights, fireworks, or pyrotechnics are expressly prohibited. Music or other means of keeping cadence are not allowed.
7. Dancing is prohibited. Dancing during Exhibition Drill is seen as highly unprofessional and a total loss of military bearing. It will receive the markings deemed appropriate.
8. Exhibition Drill Teams (9 members minimum plus a commander) may be entered from each unit in both With and Without Arms categories. There is no maximum team size.

Timing:

1. Team With Arms: 5 to 10 minutes.
2. Team Without Arms: 5 to 10 minutes.
3. Penalties will be assessed for failure to meet specified time requirements
4. The timing will begin when the first team member crosses the Exhibition Drill boundary line.
5. Timing will end when the last member of the team crosses the Exhibition Drill boundary line.

Area of Drill:

1. The exhibition field will be 120x120 feet. The boundaries will be visibly marked. Point deductions will be assessed for any boundary violations. A boundary violation is defined as: any team member stepping on or over the pad boundaries.
2. Teams may not cross boundaries unless entering or leaving the field. However, individuals may enter the field to replace weapons broken during the drill as needed.

Judging:

1. Judging will be done by 3 judges. One judge will be designated as the head judge and will be in the front at drill center. Two judges will be stationed along the boundaries and will circulate about the field to ensure a clear view of the team.
2. The judges will consider use of the field, originality of the exhibition sequence, and the variety of movements. In addition, the judges will consider the degree of difficulty of both movement and arrangement of formation used, dress and cover, overall precision, timing, and military bearing.
3. Penalties will be assessed for dropped weapons and uniform articles

COLOR GUARD

General:

1. Color Guard competition will count towards competition for Sweepstakes. Color Guard will be done in the Color Guard Drill Area.
2. Each team will execute the sequence of movements specified in Appendix 4. These are the **only** movements allowed. Teams must use the equivalent commands specified in their respective drill manuals. There will be 10 penalty points assessed for each movement added, omitted, or out of sequence. There will be a member of the USAFA Cadet Honor Guard assigned with Appendix 4 whose sole purpose is to identify any commands given incorrectly or out of sequence.
3. The Color Guard commander may not use notes or receive coaching while their team is on the field. Any team found in violation will be disqualified from this event.
4. The Color Guard commander will bring the team onto the Color Guard Drill Area when signaled by the Head Judge. The Colors will be uncased PRIOR to entry.
5. For the report in the commander will say the following with the following format:

“Sir/Ma’am, ‘team name’ is prepared for the color guard phase of competition.”

The head judge will be positioned according to Appendix 3.

6. Failure to report-in will result in a penalty of 25 points. **There is no report-out.**
7. After the Color Guard has reported in, the head judge will return the salute and approach the Color Guard for a brief uniform inspection. The Color Guard should be at Order Arms for the inspection.
8. The Inspection will be a short (2 minute or less) assessment of the team’s uniforms
-1 point will be deducted for each uniform infraction found.

-5 points will be deducted for each uniform item that is unserviceable (i.e. ripped trousers, stained blouse, etc.).

-There will be no knowledge questions asked during the inspection.

9. After the inspection, the head judge will return to his/her original position and order the team to continue the drill. There is no need to present arms or give any verbal recognition. The team should then proceed with the sequence.

10. Two Color Guards (4 - 8 members) from each unit are allowed to enter this competition. If there is space available, more teams can be added.

11. To be eligible for competition in the Teams with Arms category, the Color Guard must use a weapon accepted for use in the Teams with Arms category. To compete in the **Teams without Arms (Unarmed) category**, rifles used can be any weight or style regardless of the gender of the person holding the drill rifle - however they must have a fully functional sling to execute the drill properly.

Timing:

1. Maximum time limit of 10 minutes, including the inspection.
2. A 1-point penalty for each second over the time limit will be assessed. (Maximum of 50 points)
3. Timing will begin when the first team member crosses the Color Guard Drill Area boundary line.
4. Timing will end when the team exits the drill pad and dismisses.

Area of Drill:

1. The Color Guard Drill Area will measure 60x60 feet, visibly marked. There is a 10- point penalty for each command that takes a member of the team out of bounds. Boundary violations include stepping on or over the lines.
2. The uncasing of the colors should be done before the team enters the drill area.
3. The “Colors Reverse” (and subsequent “Forward March”) are the movements teams will use to exit the drill area.

Judging:

1. Judging will be done by three judges. One judge will be designated as the head judge and will be in the front at drill center. Two judges will be stationed along the boundaries and will circulate about the field to ensure a clear view of the team.
2. The judges will consider overall military bearing, precision of movements, dress, cover, interval, and hesitation/anticipation of commands.
3. Penalties for dropped objects include 10 points for each weapon, 10 points for dropped unit colors, and 5 points for each uniform item. See penalty section for further details.
4. If the U.S. Colors are dropped, touch the ground at any point during the competition, or are carried lower than the Unit Colors, the Color Guard team **WILL** be disqualified.

INDIVIDUAL EXHIBITION DRILL

General:

1. Individual Exhibition Drill will not count towards competition for Sweepstakes. Individual Exhibition Drill will be done on the Individual Exhibition Drill Area.
2. This event will be limited only by the ingenuity of the participating individual.
3. The individuals may not receive coaching while on the field. Any team found in violation will be disqualified from this event.
4. Individuals are permitted to enter the field from any direction they choose; however, they must be facing front when they report-in/out.
5. The individual will enter the Individual Exhibition Drill Area when signaled by the head judge.
6. Lights, fireworks, and pyrotechnics are expressly prohibited. Music or other means of keeping cadence will not be allowed.
7. Five members from each unit are allowed to enter this competition. If there is space available, more team members can be added.
8. To be eligible for this competition, the Individual Exhibition Driller must use a weapon accepted for use in a Team With Arms. Members from a Team Without Arms may compete if they use a weapon accepted for use in a Team With Arms category.

Timing:

1. 2 to 4 minutes.
2. Penalties will be assessed for failure to meet specified time requirements.
3. Timing will begin when the individual crosses the Individual Exhibition Drill boundary line.
4. Timing will end when the individual crosses the Individual Exhibition Drill boundary line after report-out.

Area of Drill:

1. The Individual Exhibition Drill Area will measure 30x30 feet, visibly marked. Point deductions will be assessed for any boundary violations. A boundary violation is defined as: the individual driller stepping on or over the pad boundaries.
2. Individuals may not cross boundaries unless entering or leaving the field. However, individuals may enter the field to replace weapons broken during the drill.

Judging:

1. Judging will be done by at least one head judge and one assistant judge
2. The judge will consider originality of the exhibition sequence, variety of movements, degree of difficulty of movements, overall precision, and military bearing.
3. Penalties will be assessed for dropped weapons and uniform articles.
4. The judge may award the full amount of points possible only if a performance is free of obvious errors.

DUAL/SPECIAL EXHIBITION DRILL

General:

1. In order to participate in Special unarmed and armed drill there must be anywhere between 4-6 team members, to include the commander, dual exhibition will be only 2 individuals.
2. Dual/Special Exhibition Drill will not count towards competition for Sweepstakes. Dual/Special Exhibition Drill will be done on the Dual/Special Exhibition Drill Area.
3. This event will be limited only by the ingenuity of the participating teams.
4. The team may not use notes or receive coaching while it is on the field. Any team found in violation will be disqualified from this event.
5. Teams are permitted to enter the field from any direction they choose; however, they must be facing front when they report-in and report-out.
6. The team will enter the Special Exhibition Drill Area when signaled by the head judge.
7. During the initial phase of the sequence, the team must report-in with a proper salute and an appropriate reporting statement. To report out the commander will present arms and request permission to leave the drill pad.
8. Failure to report-in or report-out will result in a penalty.
9. Lights, fireworks, or pyrotechnics are expressly prohibited. Music or other means of keeping cadence, other than the commander will not be allowed.
10. To be eligible for this competition, the Armed Dual/Special Exhibition team must use a weapon accepted for use in a Team with Arms category or a saber.
 - a. Unarmed Dual/Special Exhibition teams **do not need** to use a weapon.

Timing:

1. 2 to 6 minutes.
2. Penalties will be assessed for failure to meet specified time requirements
3. Timing will begin when the first team member crosses the Special Exhibition Drill Area boundary line. Timing will end when the last member of the team crosses the Special Exhibition Drill Area boundary line.

Area of Drill:

1. The Special Exhibition Drill Area will measure 30x30 feet, visibly marked. Point deductions will be assessed for any boundary violations. A boundary violation is defined as: any team member stepping on or over the pad boundaries.
2. Teams may not cross boundaries unless entering or leaving the field. However, individuals may enter the field to replace weapons broken during the drill.

Judging:

1. Judging will be done by at least one judge and one assistant judge.
2. The judge will consider the use of the field, originality of the exhibition sequence, and the variety of movements. In addition, the judge will consider the degree of difficulty of movements and arrangement of formations used, dress and cover, overall precision, timing, and military bearing.
3. Penalties will be assessed for dropped weapons and uniform articles.
4. The judge may award the full amount of points possible only if a performance is free of obvious errors.

REGULATION DRILL DOWN

General:

1. A final Armed/Unarmed Drill Down competition will be held at the conclusion of the general competition.
2. There will **NOT** be small pools of Drill Down competitions throughout the Drill Meet like previous years. There is no limit to the number of times individuals may participate in the drill down, every competitor is encouraged to compete.
3. Competitors will meet on the Exhibition Drill Field to compete. Commands for drill will be given by the Head Judge.

Judging:

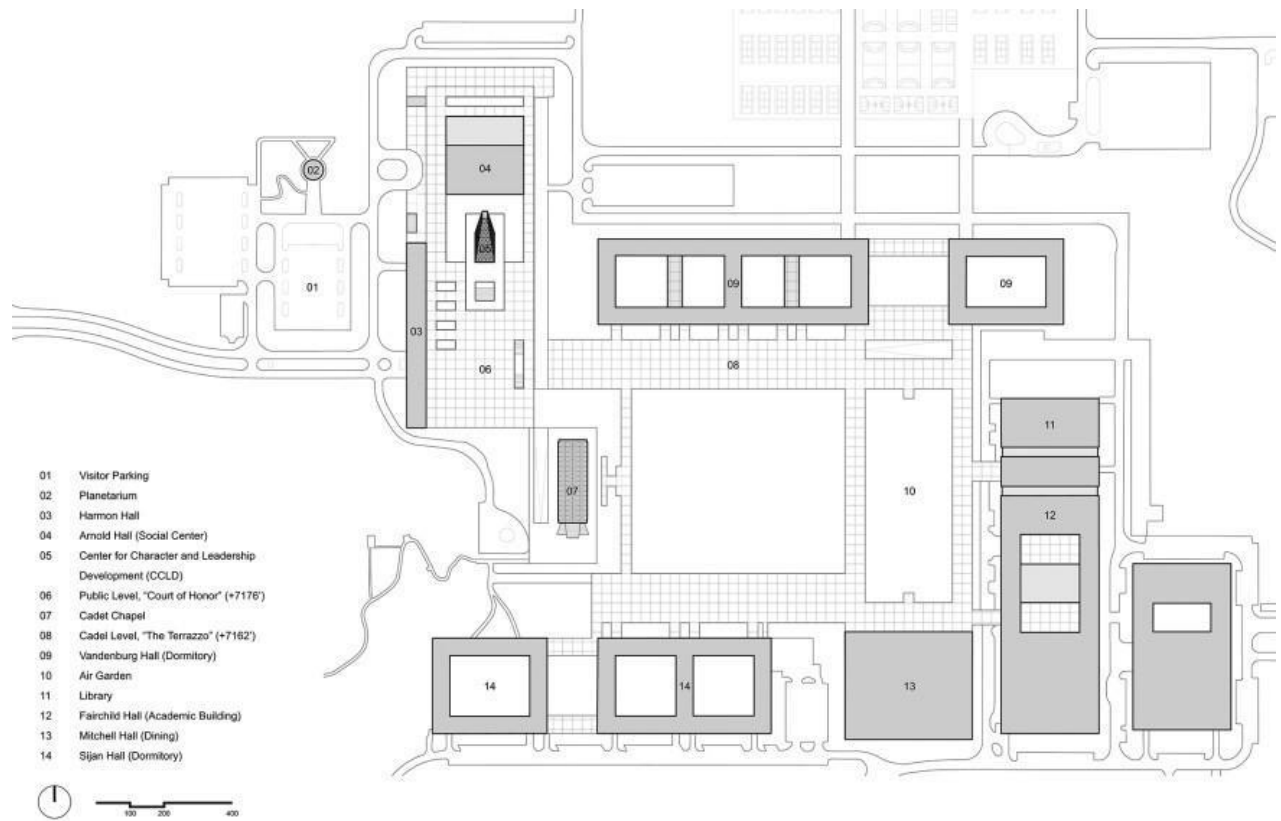
1. Minimum Eight judges (1 Head Judge, 7 Field Judges) will eliminate competitors until a winner is determined.
2. Judges will consider military bearing, precision of movements, timing or delay in movements, and heel placement.
3. Once an individual makes a movement they must remain at that position. Any individual who moves without a command from the head judge will be automatically eliminated.
4. If a team member is tapped by a judge, then he/she is eliminated. The eliminated person will not argue with the judges and will exit the field to the rear of the formation in a military manner.
5. To avoid questions in judging, judging for the Regulation Drill Down will be in accordance with DAFPAM 34-1203, September 2022.

AWARDS CEREMONY

After the Drill Down, members from the USAFA Cadet Honor Guard will perform then set up for the Awards Ceremony. This awards ceremony will be their formal/ informal school uniforms.

It is encouraged that, when receiving an award, the recipient will take the award, shake the presenter's hand, and then salute the presenter. When a recipient receives an award, their unit will call present arms and then go to order after the recipient is done receiving the award.

Appendix 1: Map of the Cadet Area



Appendix 2: Individual Price List

(Prices are estimated only, final prices will be on the registration form)

Primary events:

Inspection \$35 **TBD**

Regulation Drill. \$35 **TBD**

Exhibition Drill. \$35 **TBD**

Color Guard. \$35 **TBD**

Secondary Events:

Special Exhibition. \$10 **TBD**

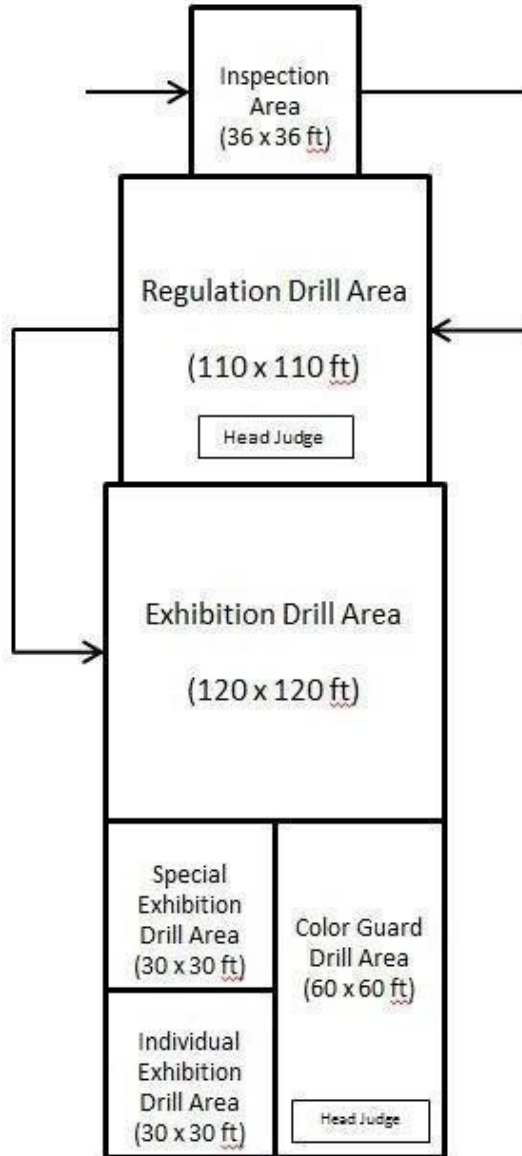
Dual Exhibition. \$10 **TBD**

Individual Exhibition. \$10 **TBD**

Other Expenses:

On-Base Meals (Day of Competition) Refer to team registration form

Appendix 3: Tentative Map of Drill Fields



Appendix 4: COLOR GUARD DRILL SEQUENCE
(Start at Attention with Colors uncased off the Drill Pad)

1. Forward March
2. Left Wheel
3. Halt (Centered on the Head Judge)
4. Present Colors -- Report-In -- Order Colors
5. Team will now be inspected.
6. Colors Reverse
7. Forward March
8. Left Wheel
9. Forward March
10. Right Wheel
11. Forward March
12. Right Wheel
13. Forward March
14. Colors Reverse
15. Forward March
16. Left Wheel
17. Forward March
18. Left Wheel
19. Forward March
20. Eyes Right
21. Ready Front
22. Colors Reverse
23. Forward March
24. Halt

Note: Timing stops when the last member of the team crosses the boundary line.

THIS IS THE LIST OF COMMANDS. Commands will be given as required by respective service manuals. **HOWEVER, COMMANDS WILL NOT BE ADDED IN BETWEEN. THERE IS ENOUGH ROOM GIVEN IN THE DRILL AREA TO PERFORM THESE MANEUVERS WITHOUT ADDITIONAL COMMANDS.**

Appendix 5: TEAMS WITHOUT ARMS-REGULATION DRILL SEQUENCE
(Start at Parade Rest off the Drill Pad)

- | | |
|--|---|
| 1. Attention | 22. Right Flank |
| 2. Column Left | 23. Left Flank |
| 3. Halt (In Front of Head Judge) | 24. Halt |
| 4. Left Face | 25. Column of Threes/Fours to the Left (Return to Original Formation) |
| 5. Present Arms -- Report-In - Order Arms | 26. Column Left |
| 6. Open Ranks -- Dress Right -- Commander Checks Alignment | 27. Column Left |
| 7. Ready Front | 28. Left Flank |
| 8. Close Ranks | 29. Right Flank |
| 9. Right Face | 30. Change Step |
| 10. Column Right | 31. Mark Time |
| 11. Close March | 32. Forward March |
| 12. Forward March | 33. Half Step |
| 13. Extend March | 34. Forward March |
| 14. Forward March | 35. Column Right |
| 15. Column Right | 36. Eyes Right -- Ready Front |
| 16. Left Flank | 37. Column Right |
| 17. Right Flank | 38. Column Right |
| 18. Halt | 39. Halt (Centered on Judge) |
| 19. Left Step | 40. Left Face |
| 20. Halt | 41. Present Arms -- Report-Out-- Order Arms |
| 21. Column of Files from the Right, Column Right | 42. Right Face |
| | 43. Forward March |
| | 44. Halt |

Note: Timing stops when the last member of the team crosses the Regulation boundary line. THIS IS THE LIST OF COMMANDS. Commands will be given as required by respective service manuals. HOWEVER, COMMANDS WILL NOT BE ADDED IN BETWEEN. THERE IS ENOUGH ROOM GIVEN IN THE DRILL AREA TO PERFORM THESE MANEUVERS WITHOUT ADDITIONAL COMMANDS.

Appendix 6: TEAMS WITH ARMS-REGULATION DRILL SEQUENCE

(Start at Parade Rest off the Drill Pad)

1. Attention
2. Right Shoulder Arms
3. Column Left
4. Halt (In Front of Head Judge)
5. Order Arms
6. Left Face
7. Present Arms -- Report-In -- Order Arms
8. Open Ranks -- Dress Right -- Commander Checks Alignment
9. Ready Front
10. Inspection Arms -- Port Arms
11. Order Arms
12. Close Ranks
13. Right Face
14. Right Shoulder Arms
15. Column Right
16. Close March
17. Forward March
18. Extend March
19. Forward March
20. Column Right
21. Halt
22. Column of Files from the Right, Column Right
23. Right Flank
24. Left Flank
25. Halt
26. Column of Threes/Fours to the Left (Return to Original Formation)
27. Column Left
28. Port Arms
29. Column Left
30. Left Flank
31. Right Flank
32. Right Shoulder Arms
33. Half Step
34. Forward March
35. Mark Time
36. Forward March
37. Column Right
38. Eyes Right -- Ready Front
39. Column Right
40. Left Shoulder Arms
41. Column Right
42. Halt (Centered on the Head Judge)
43. Order Arms
44. Left Face
45. Present Arms
 - a. -Report-Out
 - b. -Order Arms
46. Right Face
47. Right Shoulder Arms
48. Forward March
49. Halt

Note: Timing stops when the last member of the team crosses the Regulation boundary line. THIS IS THE LIST OF COMMANDS. Commands will be given as required by the respective service manuals. HOWEVER, COMMANDS WILL NOT BE ADDED IN BETWEEN. THERE IS ENOUGH ROOM GIVEN IN THE DRILL AREA TO PERFORM THESE MANEUVERS WITHOUT ADDITIONAL COMMANDS.

Appendix 7: TENTATIVE SCHEDULE OF CALLS

Friday, 14 April 2023

1600-1900: Team sign-in (Arnold Hall).

Saturday, 15 April 2023

0800-0830: Commander's Call

0900: USAFA National Invitational Drill Meet begins.

1100-1230: Noon Break.

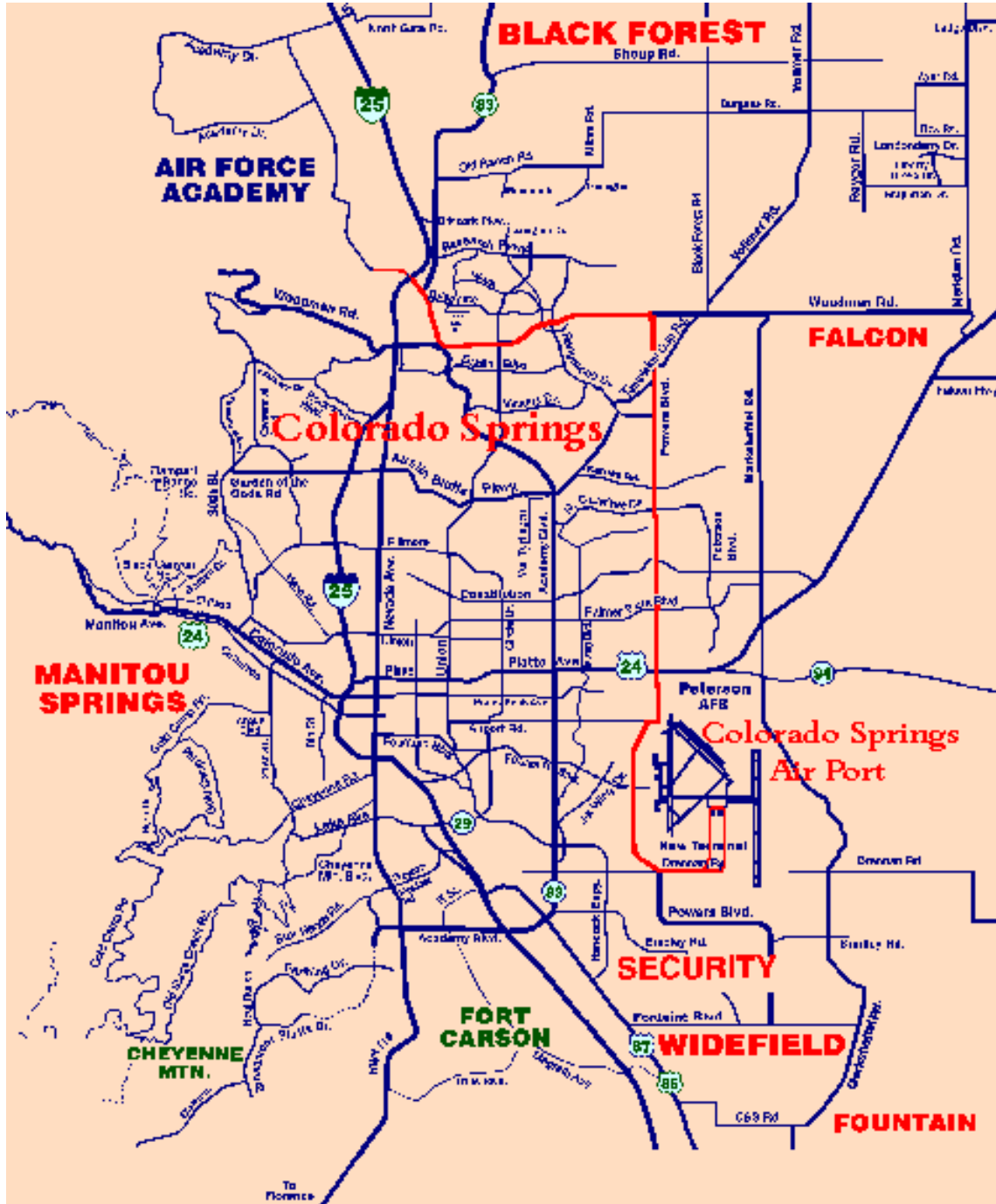
1400: USAFA National Invitational Drill Meet ends.

1415: USAFA Cadet Honor Guard Performs

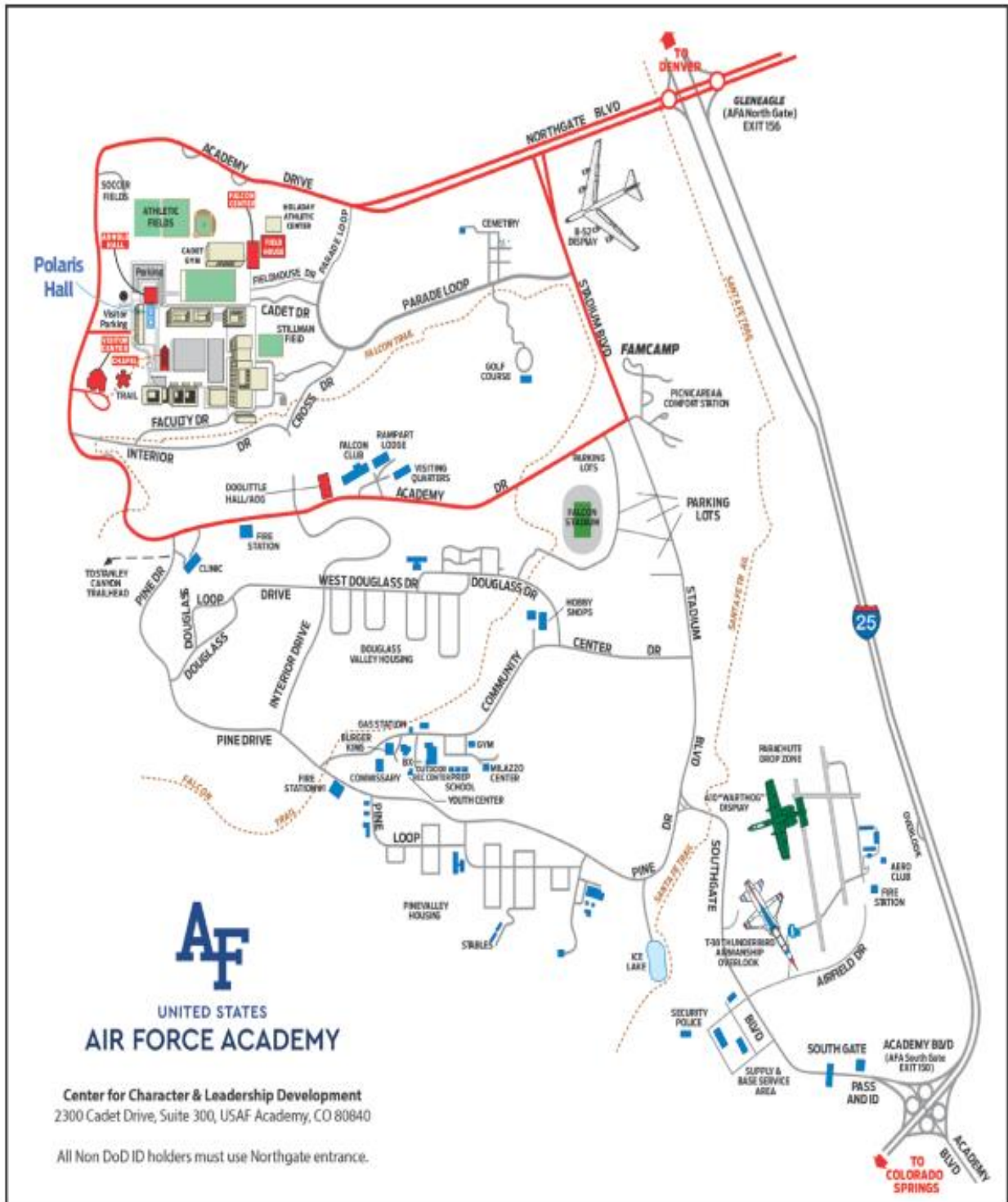
1430: Awards Ceremony and Trophy presentation.

****THESE TIMES ARE TENTATIVE AND ARE SUBJECT TO CHANGE****

Appendix 8: Map of Colorado Springs Area



Appendix 9: Map of USAF Academy



Appendix 10: Local Hotels*

Residence Inn

9805 Federal Dr, Colorado Springs, CO 80921

Reservations: (719) 388-9300

The Academy Hotel

8110 N Academy Blvd, Colorado Springs, CO 80920

Reservations: (719) 598-5770

Colorado Springs Marriott

5580 Tech Center Dr, Colorado Springs, CO 80919

Reservations: (719) 260-1800

Hampton Inn

1307 Republic Dr, Colorado Springs, CO 80921

Reservations: (719) 598-6911

Staybridge Suites

7130 Commerce Center Dr, Colorado Springs, CO 80919

Reservations: (719) 590-7829

Comfort Suites

6450 Corporate Dr, Colorado Springs, CO 80919

Reservations: (719) 262-9000

Drury Inn & Suites

1170 Interquest Pkwy, Colorado Springs, CO 80921

Reservations: (719) 598-2500

Great Wolf Lodge

9494 Federal Drive, Colorado Springs, CO 80921

Reservations: (844) 553-9653

La Quinta

8155 N Academy Blvd, Colorado Springs, CO 80920

Reservations: (719) 888-6167

Motel 6

8280 Voyager Pkwy, Colorado Springs, CO 80920

Reservations: (719) 598-6700

* This is not a complete list of Hotels surrounding the academy.

Appendix 11: Vehicle Rental Agencies:

Denver International Airport:

Alamo 1-303-342-5500

Budget: 1-303-342-9001

Enterprise: 1-303-342-7350

Hertz: 1-800-277-5171

Colorado Springs Municipal Airport

Hertz: 1-719-596-1863

Budget: 1-719-597-1271

Alamo: 1-833-336-0429